

The Importance of SOP in Trading

Keith Lim

08-Jun-2020

DISCLAIMER

This presentation is provided for general information only. It is not intended as an investment advice, offer or solicitation for the purchase or sale of any securities, stocks, futures or investment products. Stocks, securities and futures imply risks and to be undertaken only if you understand its risks. Please seek your own tax, legal, and financial advice before investing in stocks and futures. All information in this presentation is subject to change without notice.



Axcelearn
首席讲师

Keith Lim

毕业于多媒体大学电子电子工程学士。

他曾在马来西亚以及新加坡担任半导体电子工程师，并开始接触数据分析的领域。

基于对投资的兴趣，在担任工程师的大概6年期间，开始自修投资知识。

随后转行投入投资行业，于盈资环球执教技术分析课程。

获得了由大马证券委员会颁发的股票从业员考试资格。

拥有10年的实战经验。

擅长对投资大数据的分析，数据回测，以及制定投资策略，交易系统。

擅长程式化交易(Algorithmic Trading)。

Course Outline

At the end of the session, you will understand...

- S.O.P in trading.
- How to reduce risk in trading.
- Winning Percentage(%) in trading.
- Trading psychology.

S

Chapter 1

.O.

Chapter 3

P

Chapter 2

Chapter 1

S.O.P in trading

S

.O.

P

Stop Order Types

Order Types

Stop

Limit

Market


...

Main Function

Cut-loss

What is Cut-loss?

What is Cut-loss?



Protection Mechanism



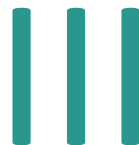
How to Cut-loss?

How to Cut-loss?



Set Cut-loss points

Calculate Cut-loss price



Stop order

I. Set Cut-loss points

Can't be set too

SMALL

Can't be set too

BIG

My Cut-loss points is :

21 Points

According to your own
tolerance

Can't do whatever
your wants

Verify your Cut-loss points!

I. Set Cut-loss points

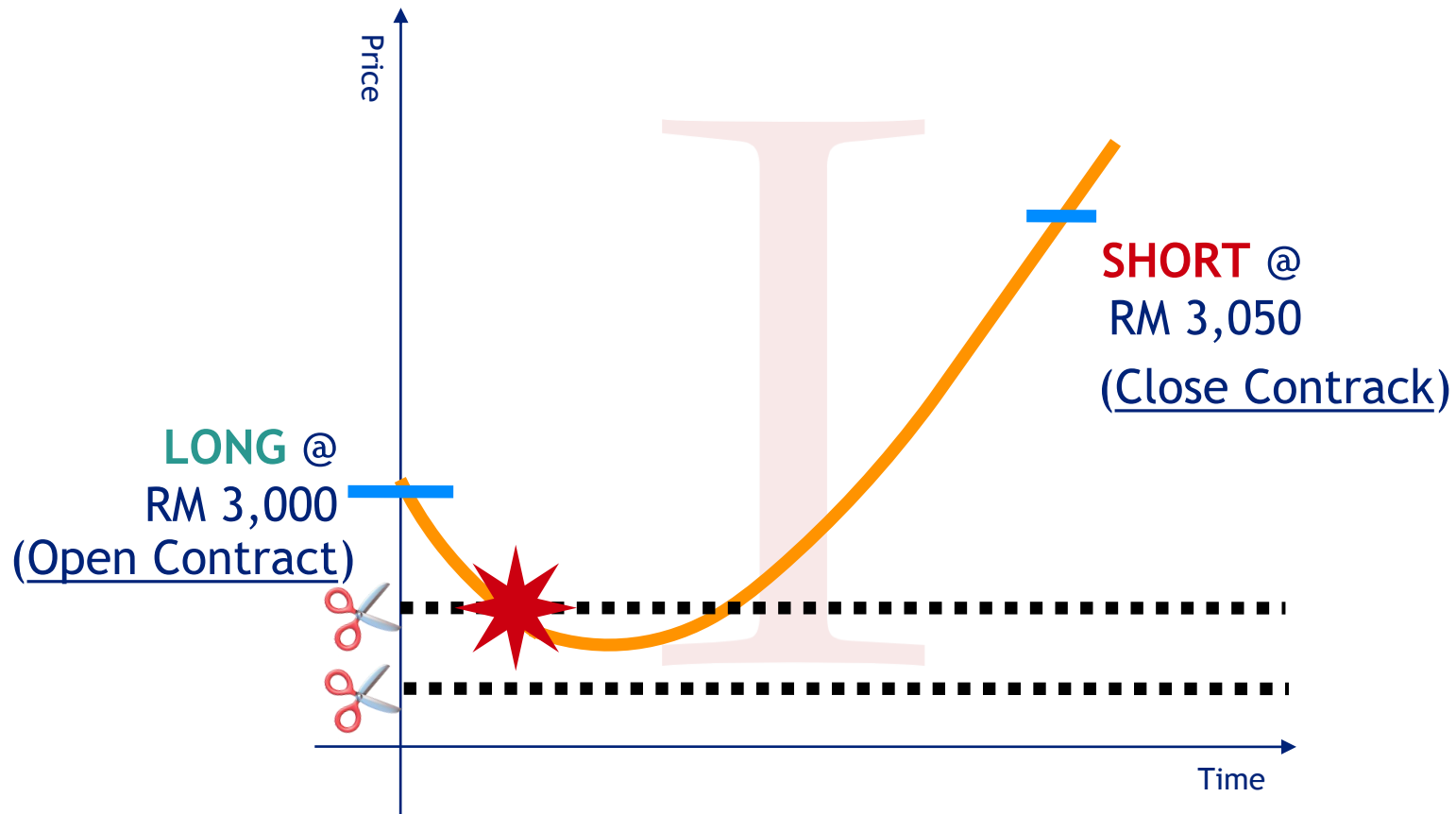
My Cut-loss points is :

X Points

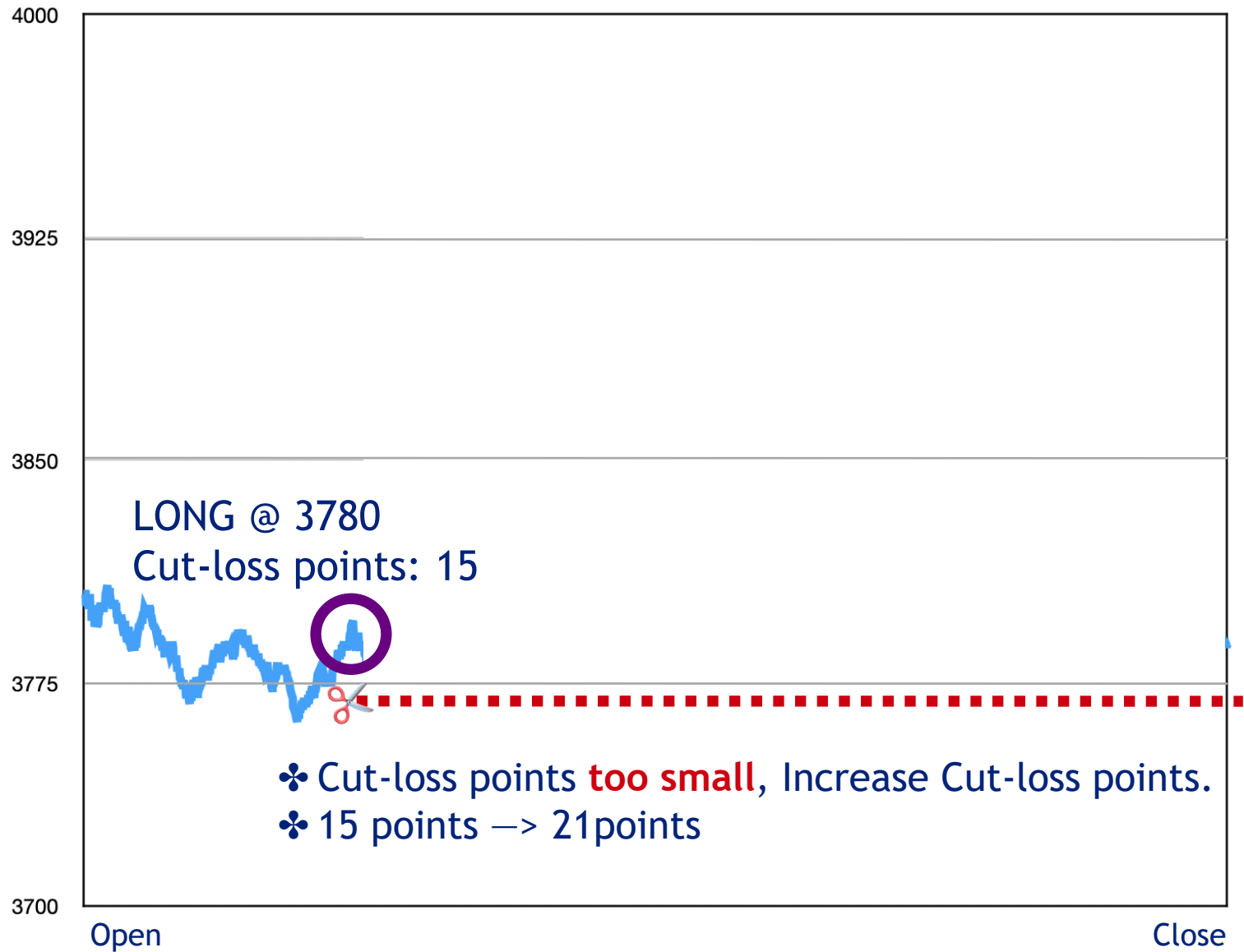
Verify:

- ❖ First set a small value (15 points)
- ❖ Is it too small?
- ❖ Is it too big?

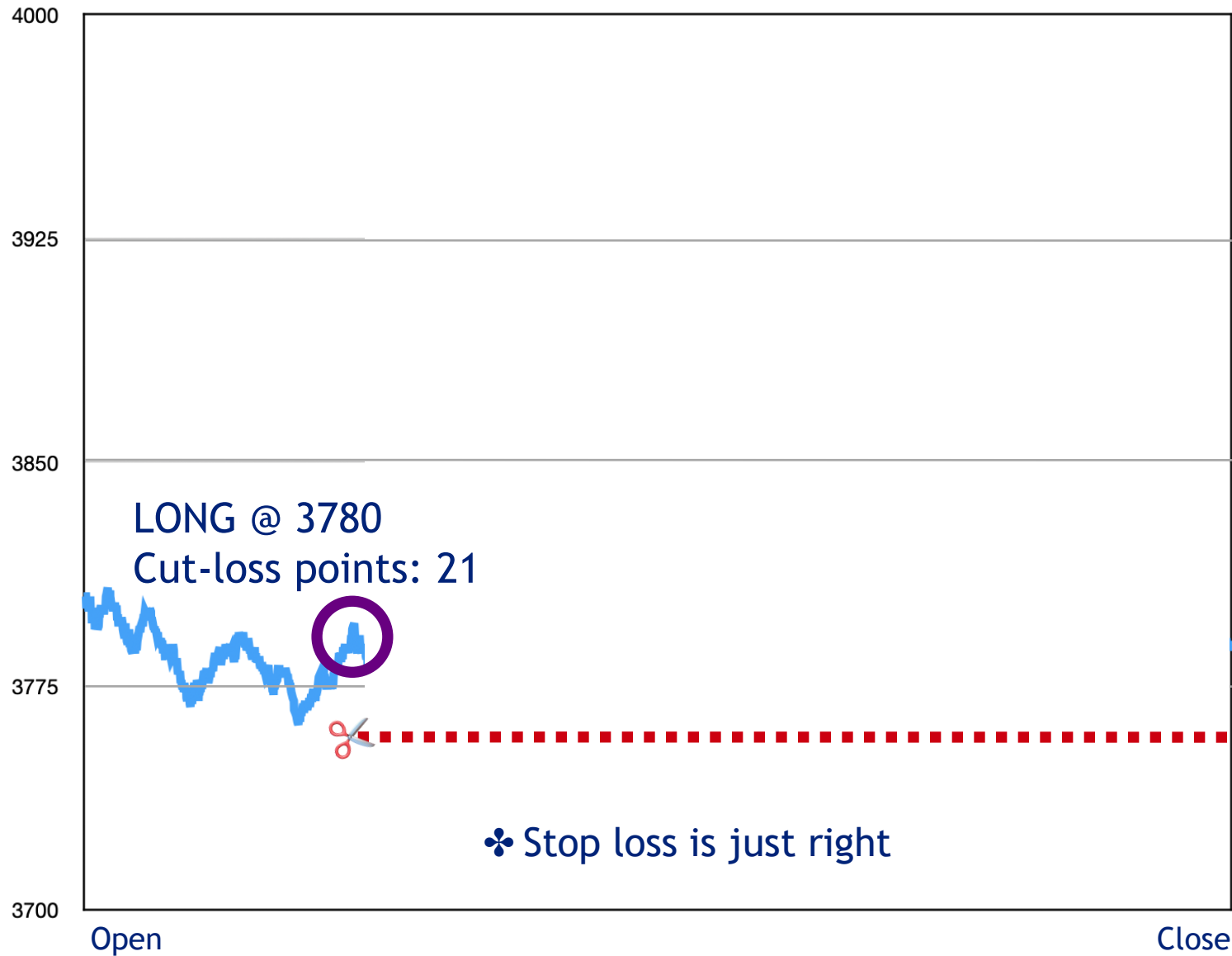
Cut-loss points too small.



I. Set Cut-loss points



I. Set Cut-loss points



I. Set Cut-loss points

Trading Records - With Cut-loss

1	2	3	4	5
50	30	-21	-22	-21
6	7	8	9	10
52	-21	-21	33	60

Trading Result

119 Points

I. Set Cut-loss points

Trading Records - **Without Cut-loss**

1	2	3	4	5
50	30	20	-63	-50
6	7	8	9	10
52	-49	-12	33	60

Trading Result

71 点

Trading Records - **With Cut-loss**

1	2	3	4	5
50	30	-21	-22	-21
6	7	8	9	10
52	-21	-21	33	60

Trading Result

119 点

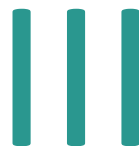


How to Cut-loss?



Set Cut-loss points

Calculate Cut-loss price




Stop order

II. Calculate Cut-loss Price

Holding **LONG** contract

Holding **SHORT** contract

Cut-loss Price:

Matching Price  Cut-loss points

3000 - 21

SELL

Cut-loss Price:

Matching Price  Cut-loss points

3000 + 21

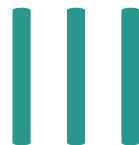
LONG

How to Cut-loss?



Set Cut-loss points

Calculate Cut-loss price



Stop order

III. Stop Order

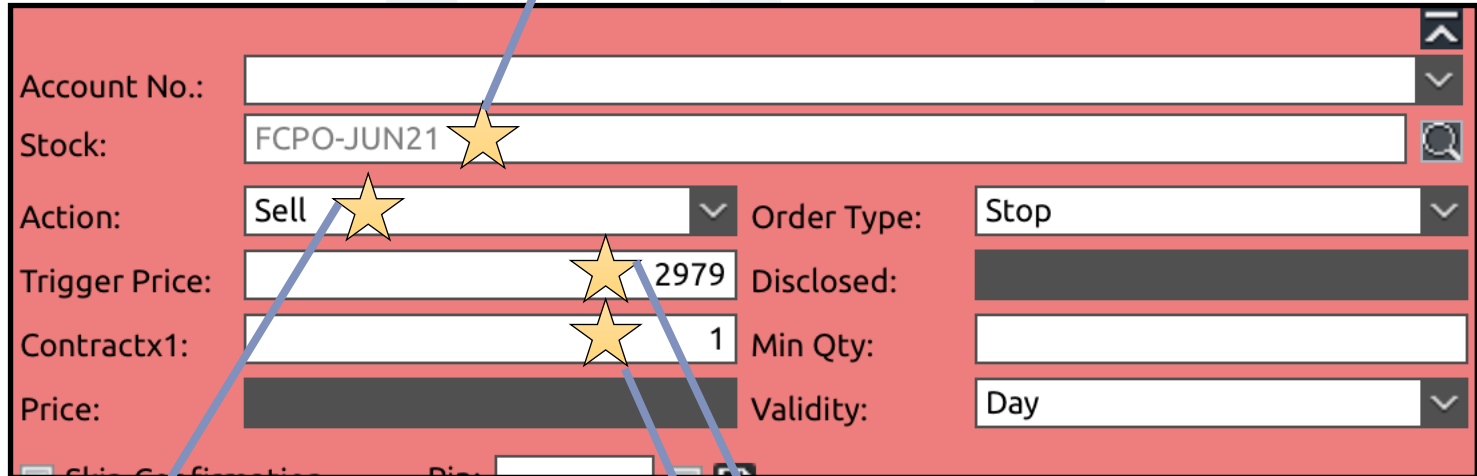
STOP Order - Sell @ 2979

A. Select the contract month you are trading

B. Select Buy or Sell

C. Full in Cut-loss price (Step II)

D. Fill in the number of contracts



Account No.:	<input type="text"/>
Stock:	FCPO-JUN21
Action:	Sell
Order Type:	Stop
Trigger Price:	2979
Disclosed:	
Contractx1:	1
Min Qty:	<input type="text"/>
Price:	
Validity:	Day

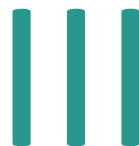
SELL

How to Cut-loss?



Set Cut-loss points

Calculate Cut-loss price



Stop order

S.O.P in trading

S

Stop

Cut-loss

Risk

.O.

P

Chapter 1

End

Chapter 2

S.O.P in trading

S
Stop

Cut-loss

Risk

.O.

P

Winning Percentage (%)


What is Winning %?

Positive

50 %

Negative

50 %



What is Winning %?

Profit

50 %

Winning %

Losses

50 %



Winning %

40 %
(Less than 50%)
C

50 %
(Medium)
B

60 %
(More than 50%)
A

Positive

Negative

Result

50 %

?

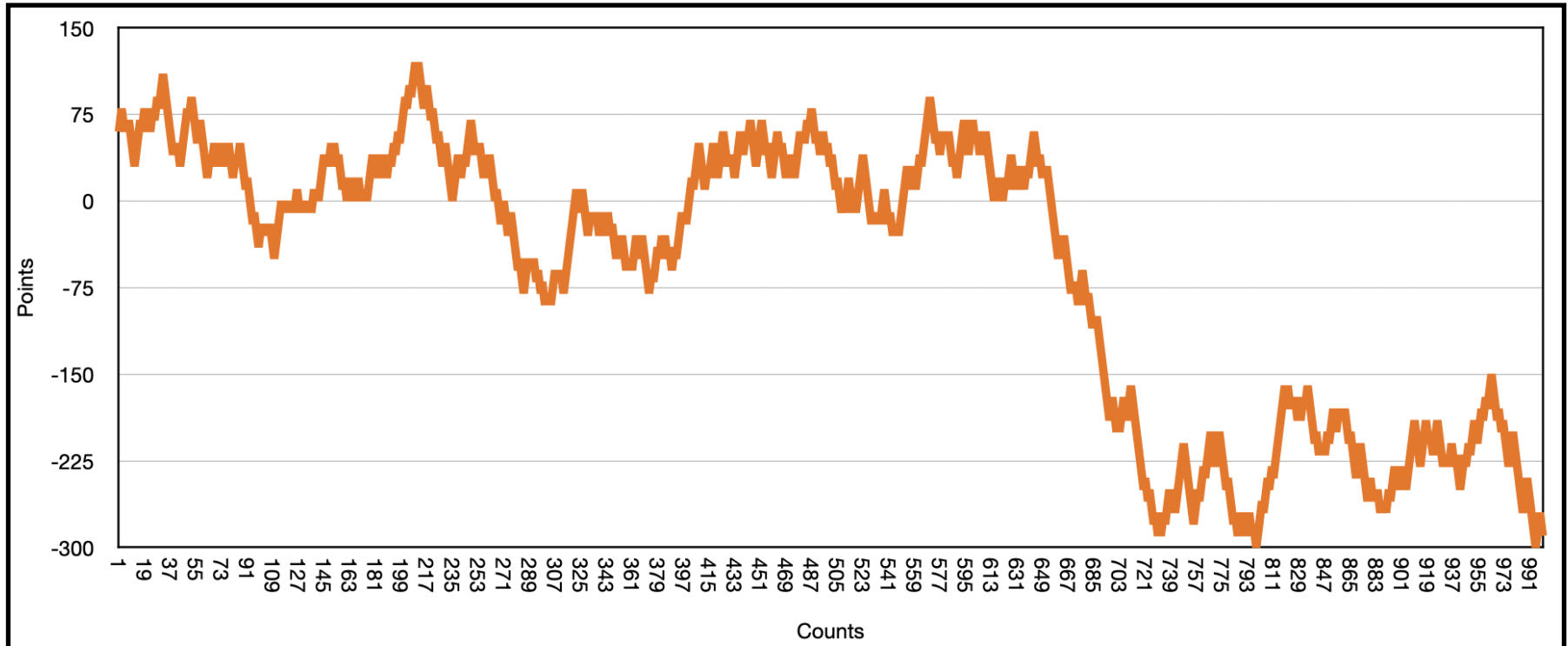
50 %

+ 10 points

- 10 points



Experiment result of Winning %



Total: -290
Winning %: 48.3%

Experiment of Winning %

Positive

First Experiment

-290 points
48.3 %

Negative


50 %

+ 10 points

Repeat

50 %

- 10 points



Experiment result of Winning %

1	2	3	4	5
-290 (48.3%)	-10 (49.7%)	90 (50.2%)	690 (53.2%)	50 (50.0%)
6	7	8	9	10
270 (51.1%)	-570 (46.9%)	-250 (48.5%)	170 (50.6%)	-170 (48.9%)

Total(avg): -2 **How to improve the score?**

Winning %(avg) : 49.7%

Positive

Negative

Win more
and lose less

50 %

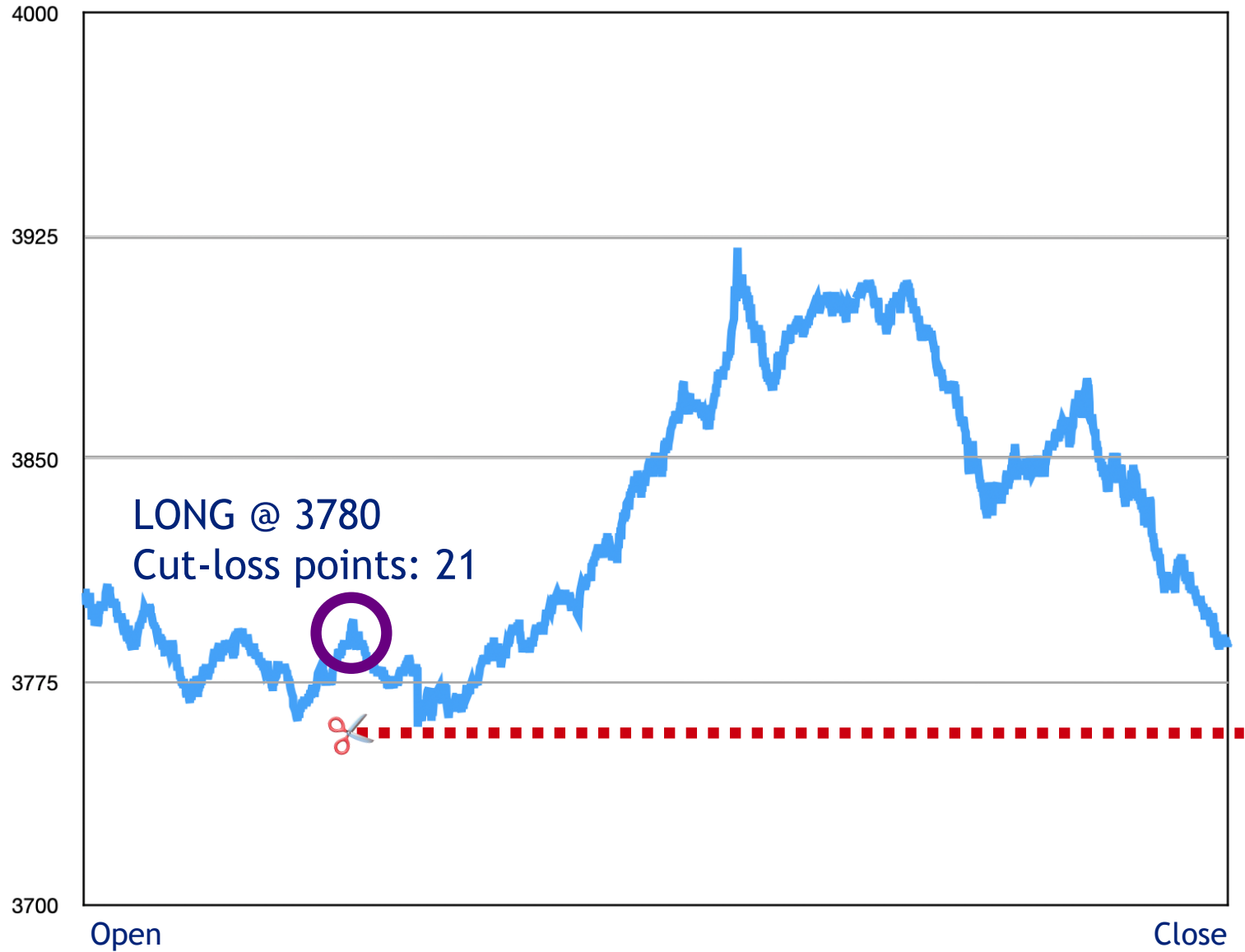
+ 10 points

50 %

- 5 points



Win more and lose less in Trading



Positive

Negative

Win more
and lose less

50 %

+ 10 points

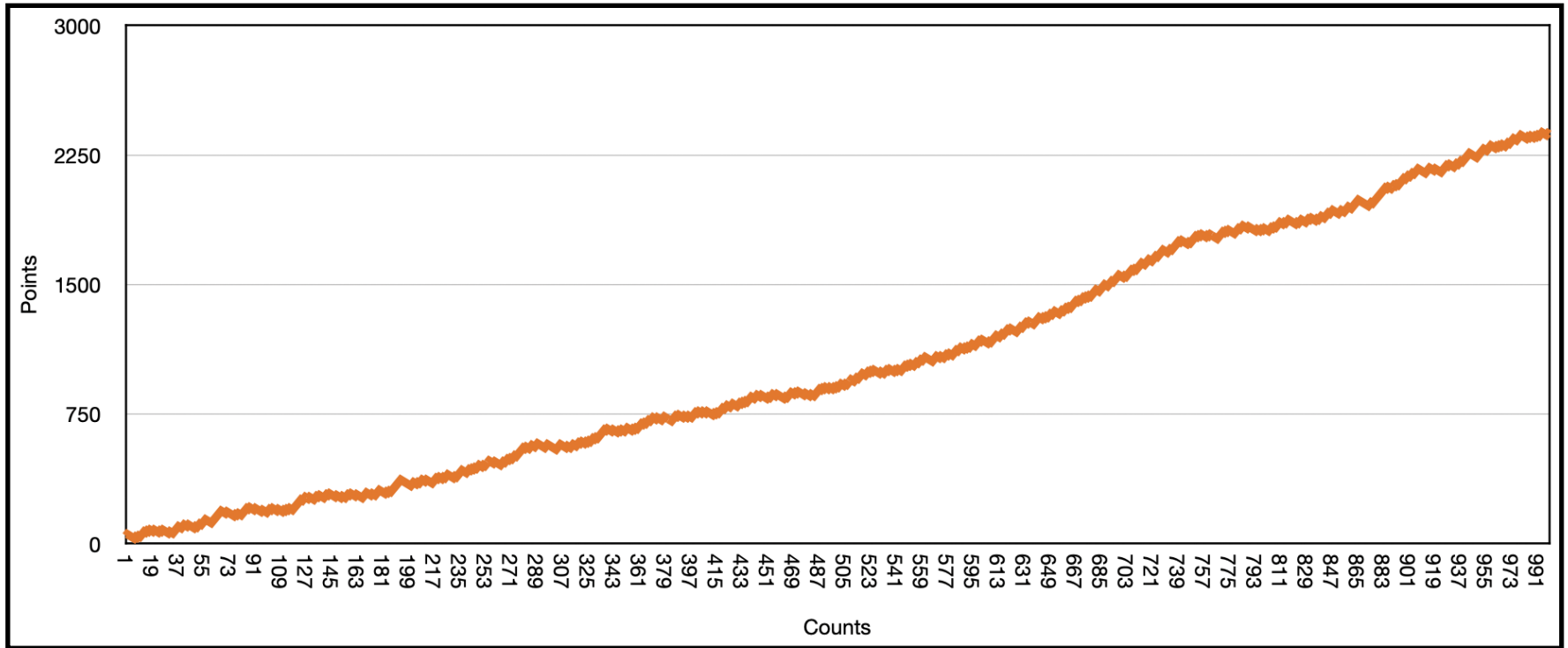
Cut-loss

50 %

- 5 points



Experiment result of Winning %



Total: 2,730
Winning %: 48.8%

Experiment result of Winning %

1	2	3	4	5
2,730 (48.3%)	2,835 (51.9%)	2,565 (50.1%)	2,235 (47.9%)	2,580 (50.2%)
6	7	8	9	10
2,775 (51.5%)	2,340 (48.6%)	3,210 (54.4%)	2,505 (49.7%)	2,355 (48.7%)

Total(avg): 2,613 **Successfully improve**

Winning %(avg): 50.3%

Experiment result comparison

Positive + 10 ; Negative: -10

1	2	3	4	5
-290 (48.3%)	-10 (49.7%)	90 (50.2%)	690 (53.2%)	50 (50.0%)
6	7	8	9	10
270 (51.1%)	-570 (46.9%)	-250 (48.5%)	170 (50.6%)	-170 (48.9%)

Positive + 10 ; Negative: -5

1	2	3	4	5
2,730 (48.3%)	2,835 (51.9%)	2,565 (50.1%)	2,235 (47.9%)	2,580 (50.2%)
6	7	8	9	10
2,775 (51.5%)	2,340 (48.6%)	3,210 (54.4%)	2,505 (49.7%)	2,355 (48.7%)

Total(avg): -2 分

Winning %(avg): 49.7%



Total(avg): 2,613 分

Winning %(avg) : 50.3%

Both Winning % no significant difference

Winning %

40 %
(Less than 50%)
C



50 %
(Medium)
B



60 %
(More than 50%)
A

Positive

First Experiment

-290 points
48.3 %

Negative


50 %

+ 10 points

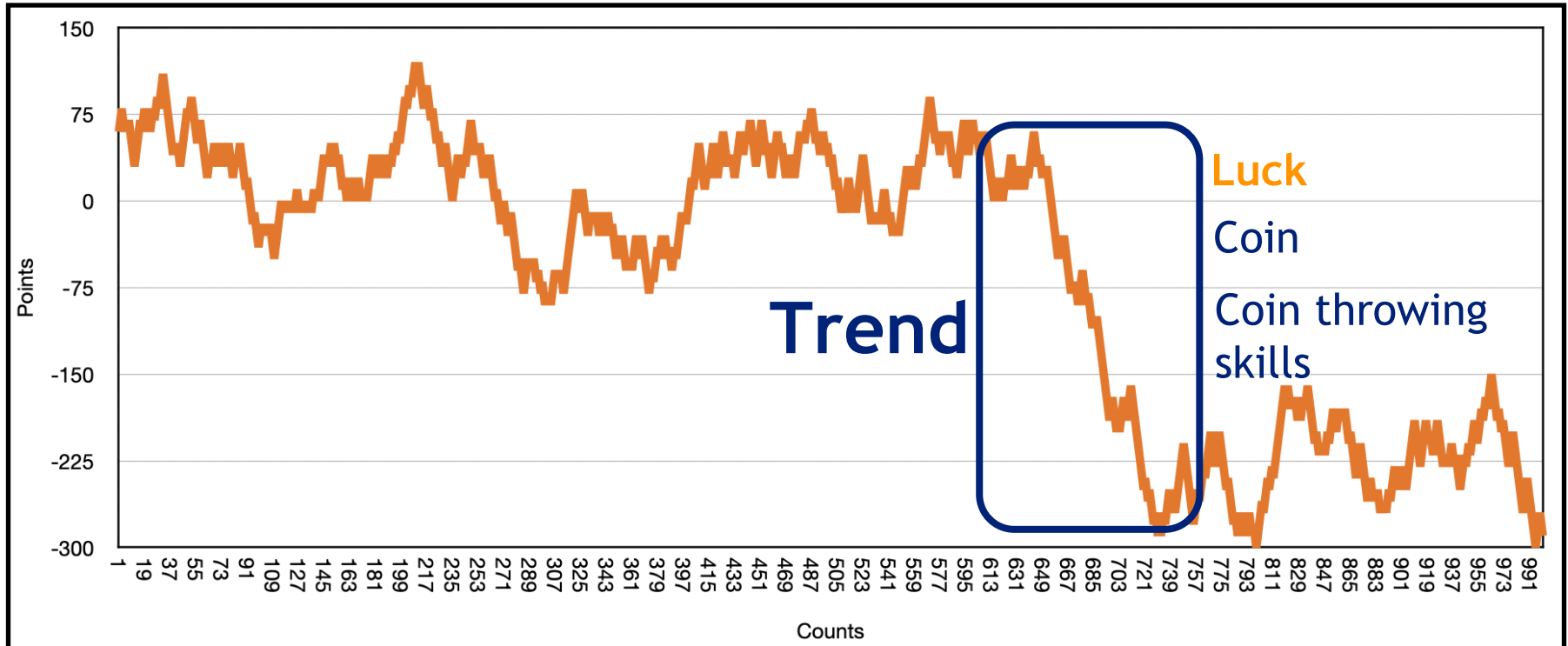
Repeat

50 %

- 10 points

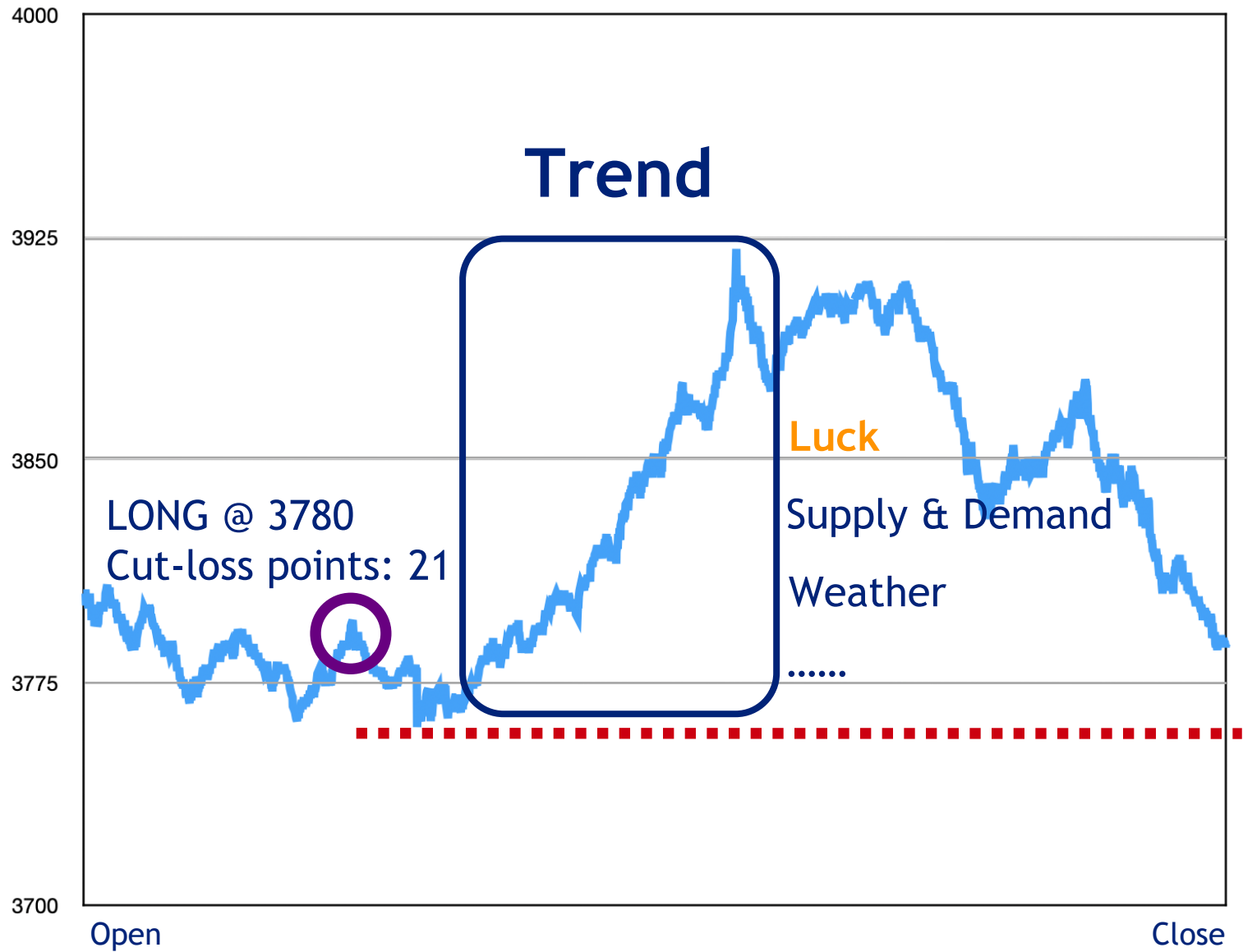


Experiment result of Winning %

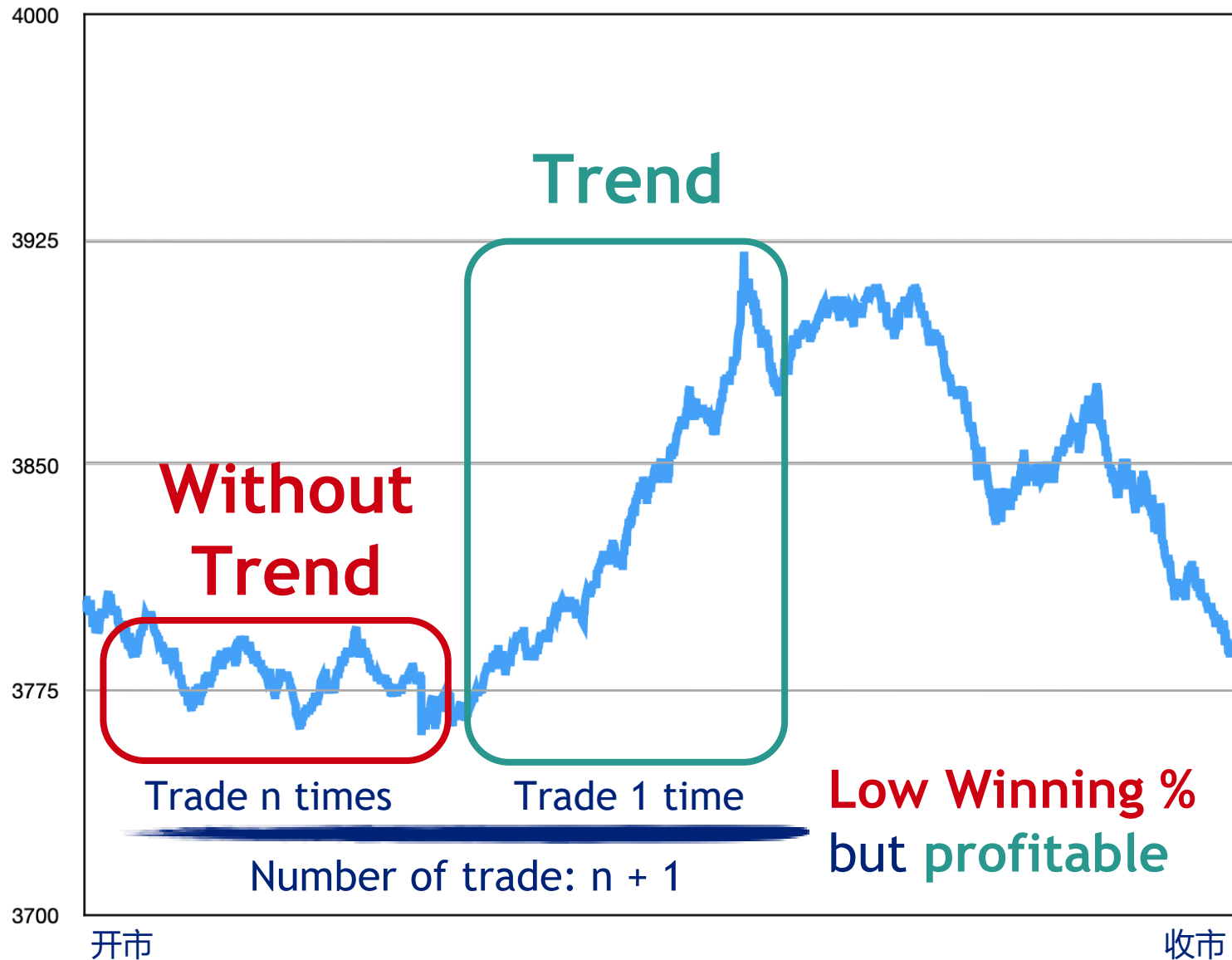


Total: -290
Winning %: 48.3%

Trend in trading



Trend in trading



Quality

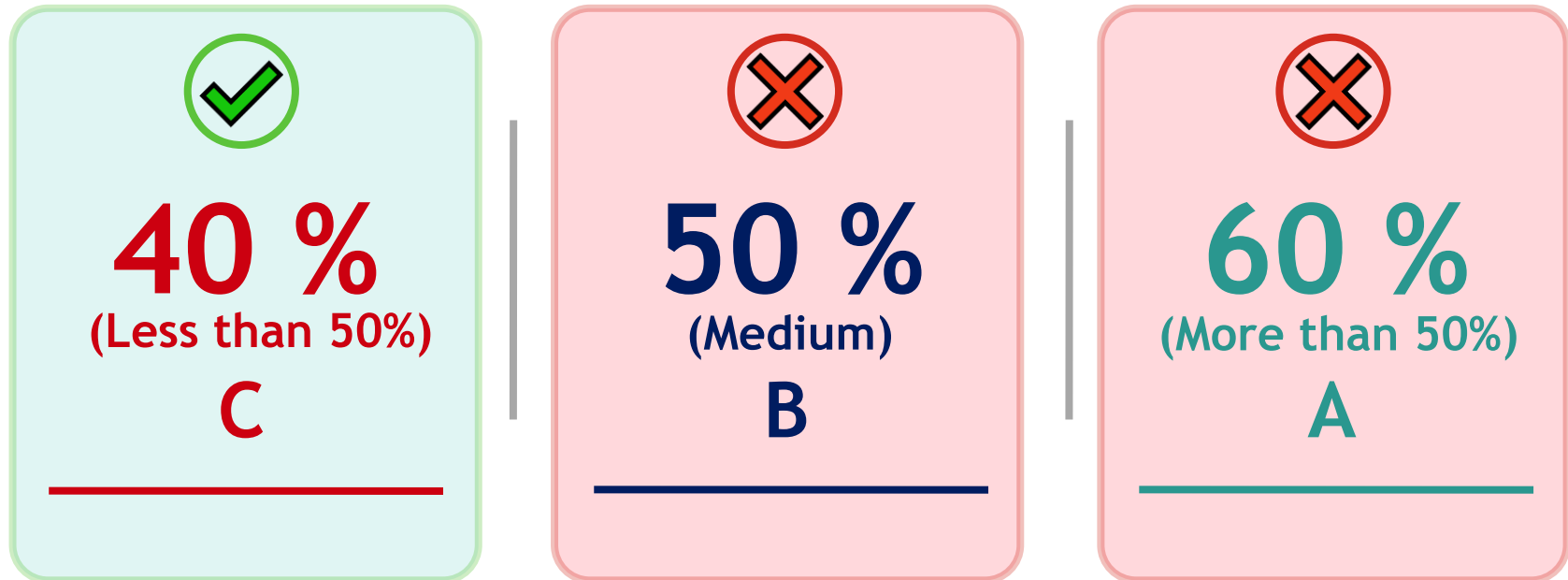


Final Result

Quantity

Number of Trade

Winning %



“

Don't struggle in high Winning %,
just focus on **risk management** & be friends with trends.

”

S.O.P in trading

S

Stop

Cut-loss

Risk

.O.

P

Wining %

Cut-loss+Tread

Profit

Chapter 2

End

Chapter 3

S.O.P in trading

S

Stop

Cut-loss

Risk

.O.

P

Wining %

Cut-loss+Tread

Profit

Operation

S.O.P in trading

S
Stop



.O.
Operation

Cut-loss
Risk

Trading
Psychology

P
Wining %

Cut-loss+Tread
Profit

Think...



A

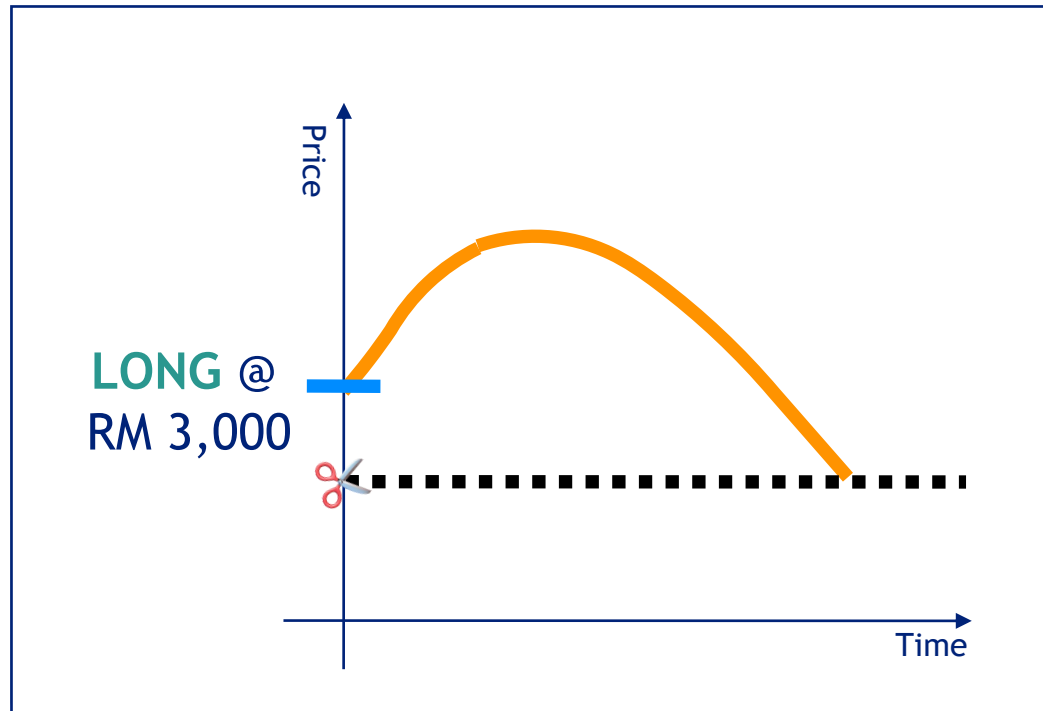
Stop Watching

B

Continue Watching

Sunk Cost

Think



A

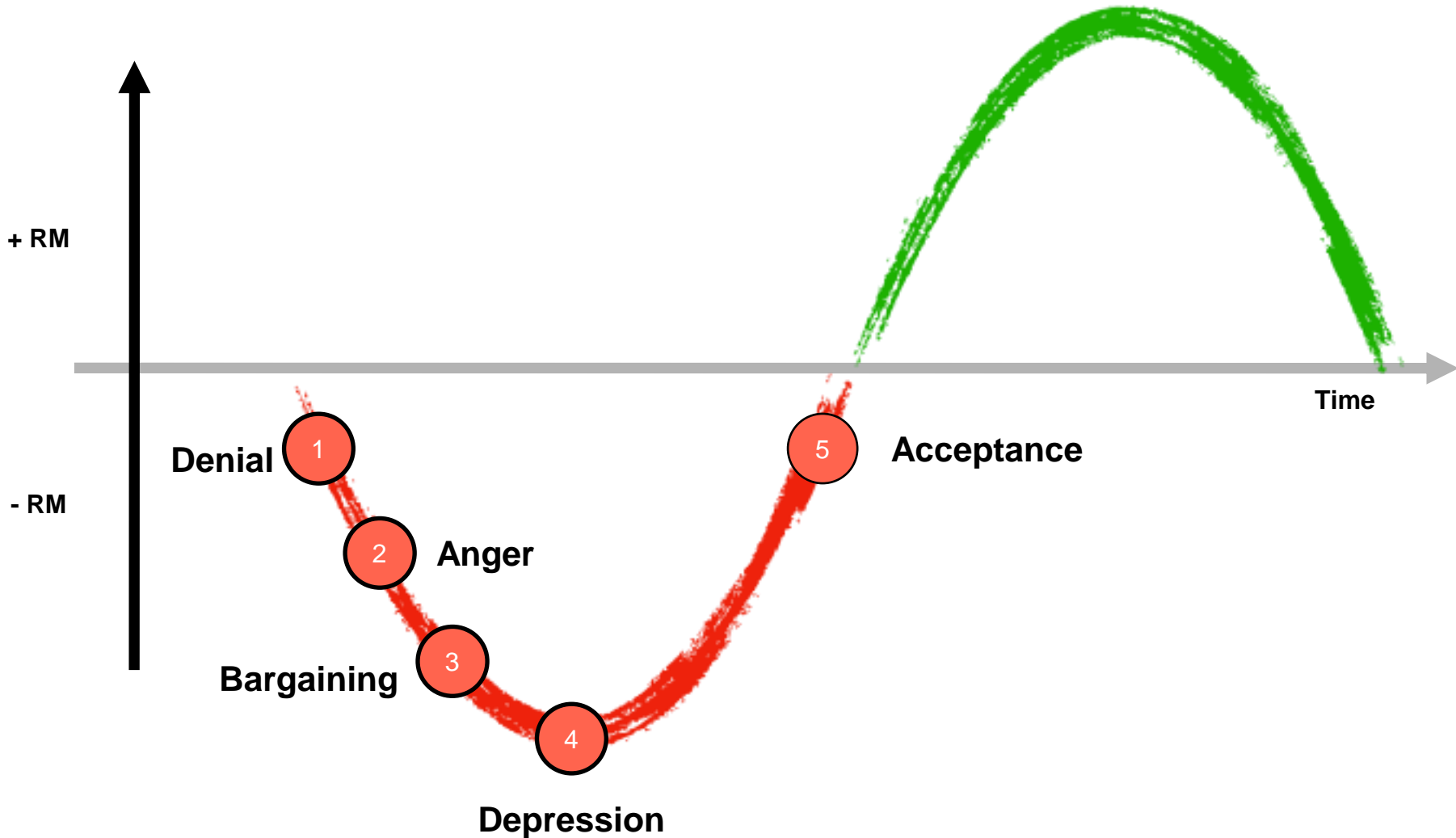
Cut-loss

B

Cut-loss

Sunk Cost Trading Psychology

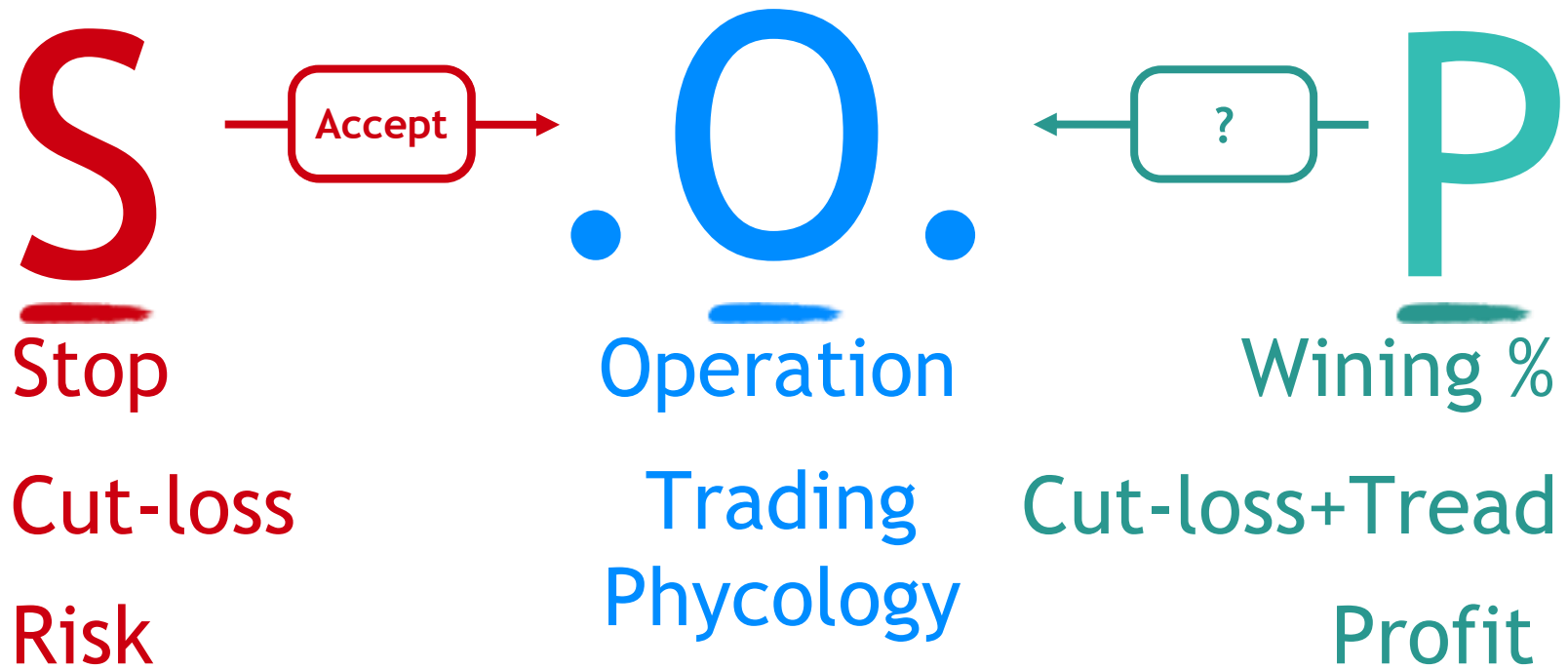
5 Stages to Deal with Trading Losses

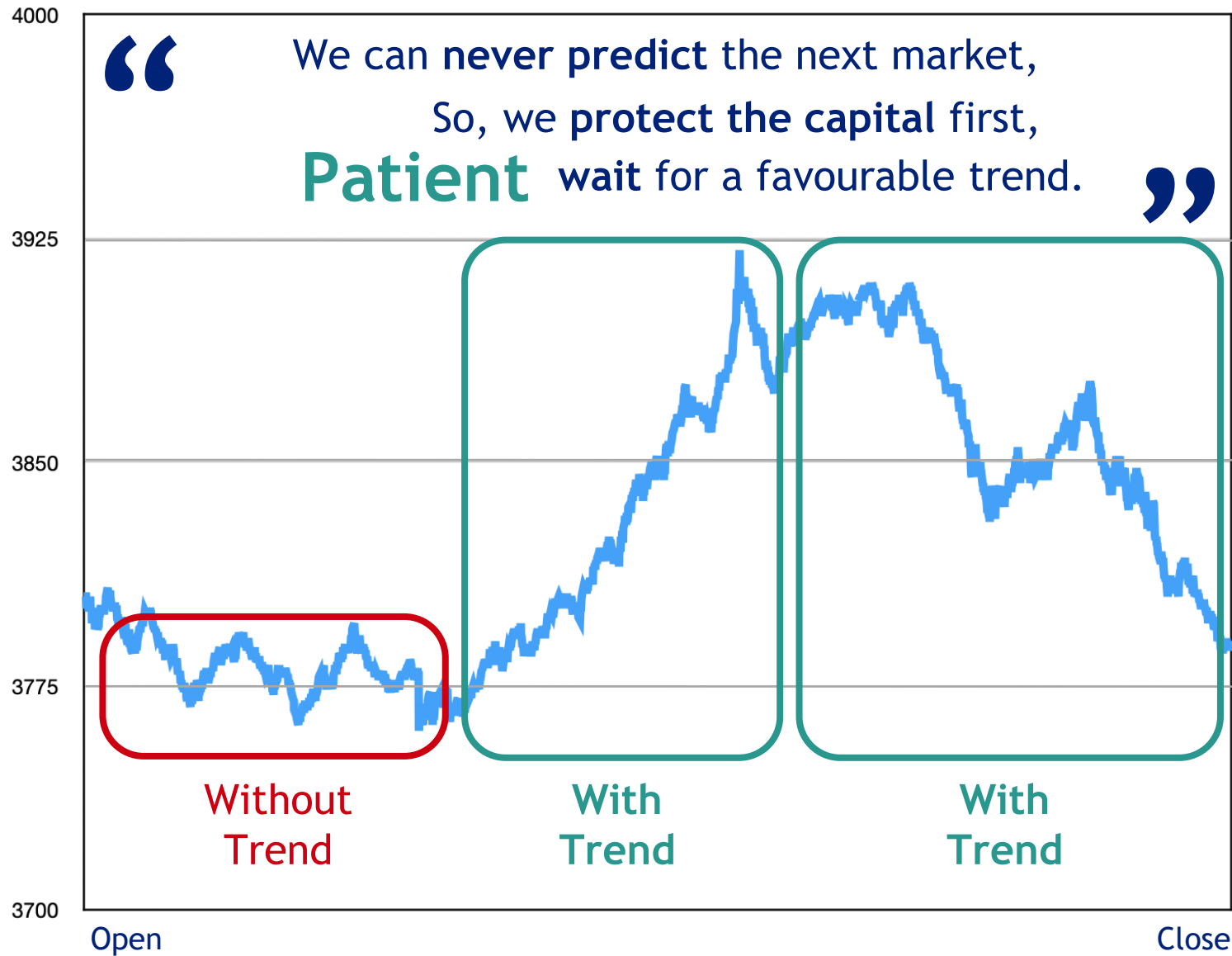


5 Stages to Deal with Trading Losses

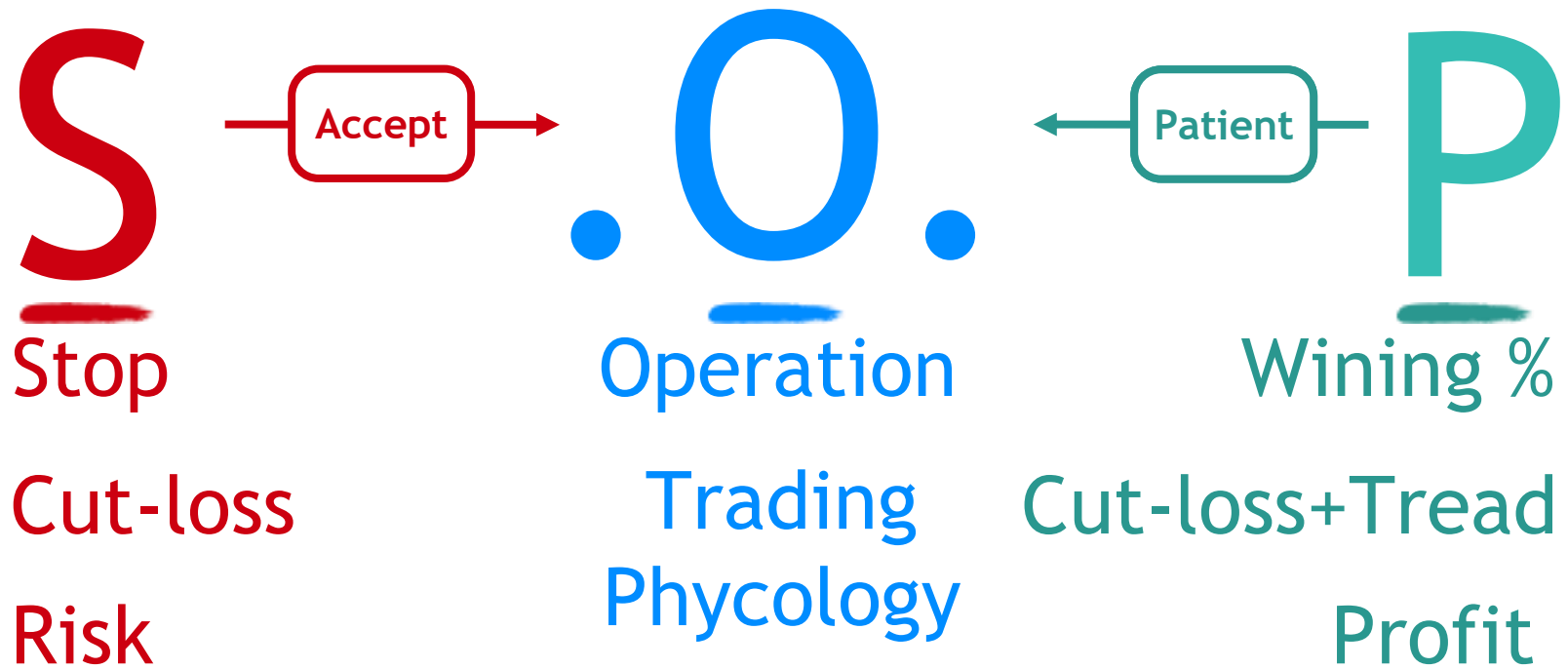


S.O.P in trading





S.O.P in trading



Chapter 2

End

Summary

- Use Cut-loss for risk management in trading.
- Verify your Cut-loss setting.
- Don't struggle in high Winning %.
- Focus on Cut-loss + Trend.
- Adjust your trading mentality (Accept the risk and wait patiently for the trend).

Trading Plan & Trading System

S
Stop



O.
Operation



P
Wining %

Cut-loss

Trading
Phycology

Cut-loss+Tread

Risk

Profit

问题:



Axcelearn Trading & Investing



婷婷 - 期货实战课程

Thanks

DISCLAIMER:

These presentation slides are owned by Bursa Malaysia Berhad and/or the Bursa Malaysia group of companies ("Bursa Malaysia"). Whilst Bursa Malaysia endeavors to ensure that the contents in this presentation are accurate, complete, current and have been obtained from sources believed by Bursa Malaysia to be accurate and reliable, neither Bursa Malaysia or the presenter of this presentation make any warranty, express or implied, nor assume any legal liability or responsibility for the accuracy, completeness or currency of the contents of this presentation. In no event shall Bursa Malaysia be liable for any claim, however arising, out of or in relation to this presentation.

This document shall be used solely for the purpose it was circulated to you. This document is owned by Bursa Malaysia Berhad and/or the Bursa Malaysia group of companies ("Bursa Malaysia"). No part of the document is to be produced or transmitted in any form or by any means, electronic or mechanical, including photocopying, recording or any information storage and retrieval system, without permission in writing from Bursa Malaysia.